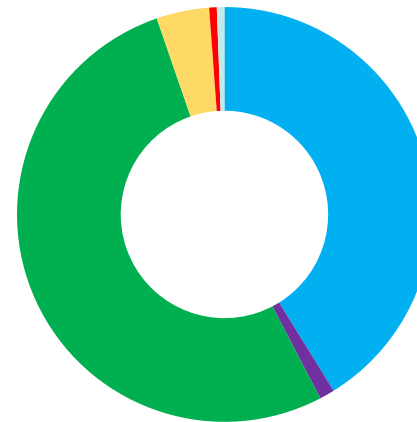


DESTINATION

DESTINATION	NUMBER	%
6 TH FORM	70	41
SCHOOL 6th FORM	2	1
FE COLLEGE	89	52
APPRENTICESHIP	7	4
NEET	1	1
EMPLOYMENT	0	0
EMPLOYMENT with TRAINING	1	1
UNKNOWN	0	0
Total	170	100

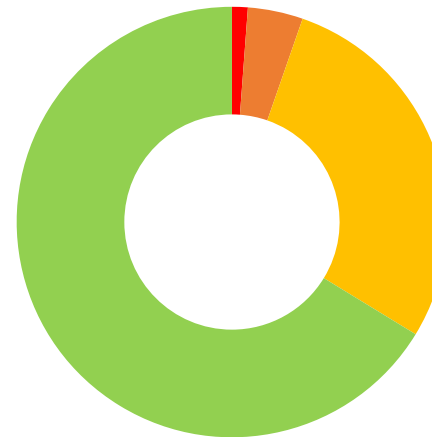


DESTINATION

- 6TH FORM
- SCHOOL 6th FORM
- FE COLLEGE
- APPRENTICESHIP
- NEET
- EMPLOYMENT
- EMPLOYMENT with TRAINING
- UNKNOWN

COURSE LEVEL

LEVEL	NUMBER	%
ENTRY / PRE ENTRY	2	1
LEVEL 1	7	4
LEVEL 2	48	28.5
LEVEL 3	112	66
Total	169	99.5



COURSE LEVEL

- ENTRY / PRE ENTRY
- LEVEL 1
- LEVEL 2
- LEVEL 3

*0.5% NEET (1 student)

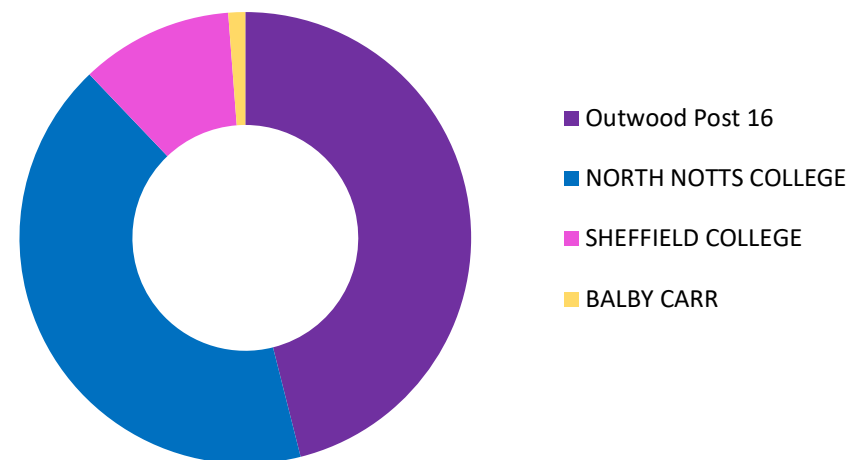
PROVIDER

PROVIDER	NUMBER	%
Outwood Post 16	76	45
NORTH NOTTS COLLEGE	69	40
SHEFFIELD COLLEGE	18	11
BALBY CARR	2	1

* Other providers include RAF, Riseholme and SLP

- **60% (102)** of students in Y11 achieved a strong pass 4+ (A* - C) inc English & Maths. With **66% (112)** students that go on to vocational Level 3. Most Level 3 courses require a strong 4 and above to be considered. The results reflect those with the ability to progress onto level 3
- Construction and Engineering are the most popular level 1 and 2 vocational course choices.
- There is a good “spread” of different post 16 providers being chosen which demonstrates the academy is committed to impartial advice and helping students to make the right pathway choice.
- A levels are the most popular choice post-16 with **42% (72 students)** applying. In **2016 – 2017 38% (54 students)** progressed onto A levels.
- Student sector preference includes Construction, ICT, and Engineering reflection the Regional and National LMI where these sectors are increasing future opportunities. Engineering GCSE is now available which could explain the increase in Engineering and Construction based choices

PROVIDER

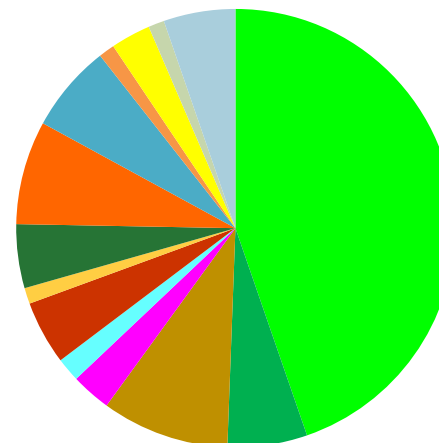


DESTINATION OF KEY STAGE 4 STUDENTS 2016/2017



SECTOR

SECTOR	NUMBER	%
A LEVELS	76	45
SPORTS AND LEISURE	10	6
CONSTRUCTION	16	9
CREATIVE & DIGITAL	5	3
EDUCATION & CHILDCARE	3	2
HAIR AND BEAUTY	8	5
LAND BASED	2	1
PUBLIC SERVICES	8	5
INFORMATION COMMUNICATION and TECHNOLOGY	13	8
BUSINESS, PROFESSIONAL, FINANCIAL SERVICES	0	0
ENGINEERING	11	6
BUSINESS ADMIN	2	1
TRAVEL AND TOURISM	0	0
HEALTH AND SOCIAL	5	3
HOSPITALITY AND CATERING	2	1
SCIENCE AND MATHS	0	0
OTHER	9	5



- A LEVELS
- SPORTS AND LEISURE
- CONSTRUCTION
- CREATIVE & DIGITAL
- EDUCATION & CHILDCARE
- HAIR AND BEAUTY
- LAND BASED
- PUBLIC SERVICES
- INFORMATION COMMUNICATION and TECHNOLOGY
- BUSINESS, PROFESSIONAL, FINANCIAL SERVICES
- ENGINEERING
- BUSINESS ADMIN
- TRAVEL AND TOURISM
- HEALTH AND SOCIAL
- HOSPITALITY AND CATERING
- SCIENCE AND MATHS
- OTHER

SECTOR BY LEVEL

SECTOR	ENTRY		LEVEL 1		LEVEL 2		LEVEL 3	
	NUMBER	%	NUMBER	%	NUMBER	%	NUMBER	%
BUSINESS ADMIN	0	0	0	0	2	100	0	0
ENGINEERING	0	0	0	0	7	63	4	36
CREATIVE	0	0	0	0	2	40	3	60
CONSTRUCTION	0	0	6	37	9	56	1	6
LAND BASED	0	0	0	0	1	50	1	50
EDUCATION & CHILDCARE	0	0	0	0	2	66	1	33
HAIR AND BEAUTY	0	0	1	12	7	87	0	0
INFORMATION COMMUNICATION and TECHNOLOGY	0	0	0	0	5	38	8	61
HEALTH AND SOCIAL	0	0	0	0	1	20	4	80
HOSPITALITY AND CATERING	0	0	0	0	2	100	0	0
PUBLIC SERVICES	0	0	0	0	2	25	6	75
SCIENCE AND MATHS	0	0	0	0	0	0	0	0
SPORTS AND LEISURE	0	0	0	0	2	20	8	80
TRAVEL AND TOURISM	0	0	0	0	0	0	0	0